

# Introduction to High School Admissions



Pablo Casals Middle School 181X

# My Contact Information

Nefeteria Dante  
Guidance Counselor

[Ndante@schools.nyc.gov](mailto:Ndante@schools.nyc.gov)

[www.181guidance.weebly.com](http://www.181guidance.weebly.com)

[www.ms181info.weebly.com](http://www.ms181info.weebly.com)

**How do I apply for catholic  
high schools?**

# Test for admission into Catholic High Schools (TACHS)

- Register online at [Tachsinfo.com](https://Tachsinfo.com)
- Testing location must be requested at time of registration (this request is not guaranteed)
- Registration is open from now until October 26, 2023
- Testing date: Friday, November 3, 2023

# Students with Extended time

- The only accommodation allowed will be extended testing time. The IEP or evaluation form must be submitted with the eligibility form in order to qualify. These forms are now available at [Tachsinfo.com](https://tachsinfo.com). Eligibility forms must be received in the Diocesan office by the following:
- **Forms and Documentation must be emailed and arrive by October 6, 2023**  
Mrs. Carmen Leon  
Diocese of Bronx, Manhattan, Staten Island and Westchester  
[secondary.schools@adnyeducation.org](mailto:secondary.schools@adnyeducation.org)

# Applicant record

All students must bring in a copy of the applicant record that is:

- In an envelope with “Part A” completed
- The form can be found at: <https://www.tachsinfo.com/applicant.aspx>
- Please return all applicant records to Ms. Dante by December 8, 2023
- Results for TACHS exam Catholic schools are released in late January

The screenshot shows the TACHS website interface. The top navigation bar includes links for HOME, CONTACT, DIOCESE, and TACHS ADMIN LOGIN. A left sidebar contains a menu with items: General, Checklist, Frequently Asked Questions (FAQ), HandBook, Extended Testing Time, Applicant Record (highlighted), Internet Registration, Calendars, Open House, and Información. The main content area displays the 'TACHS Test for Admission into Catholic High Schools' logo and the title 'APPLICANT RECORD 2019-2020'. Below the title is a form titled 'A. Student Information' with the following fields:

TACHS ID		Phone Number		Birth Date	
Last Name	First Name	M.I.	Male	Female	
Last Name of Parent/Guardian (if different)			E-mail Address		
Mailing Address		Apt. #	City	State	Zip Code
Catholic Parish (if applicable)			Current School and County/Location		
Send Applicant Record to high schools listed below:					
1st					
2nd					
3rd					

At the bottom of the page, there is a copyright notice: 'Copyright © 2019 Riverside Insights. All rights reserved. Terms and Conditions Privacy Policy.' and a small Adobe Reader logo.

# We will talk about...

- High School Admissions Overview and Timeline
- The Specialized High Schools
- The High School Directory and Admissions Guide
- Exploring Schools and Programs
- Creating an Account Online
- Welcome Letters
- Next Steps

# English Language Learners (ELL)

- Students who are English Language Learners may apply to any high school in New York City.
- All high schools must provide ELL services for students.
- There are three different ELL service delivery models offered in NYC public high schools.
- ELL students are eligible for supports and accommodations on admissions-related tests and auditions.



## TIP

There are programs designed to serve students who are learning English. These programs admit students according to home language, years in the country, or English proficiency.



# Students with Disabilities (SWD)

- Students with Individualized Education Programs (IEPs) may apply to any high school program in New York City; all high schools must provide services for students.
- On each school page, you can find each program's SWD seat availability last year, and each school's accessibility category.
- For High School Admissions, seats at each high school program are divided into two groups:

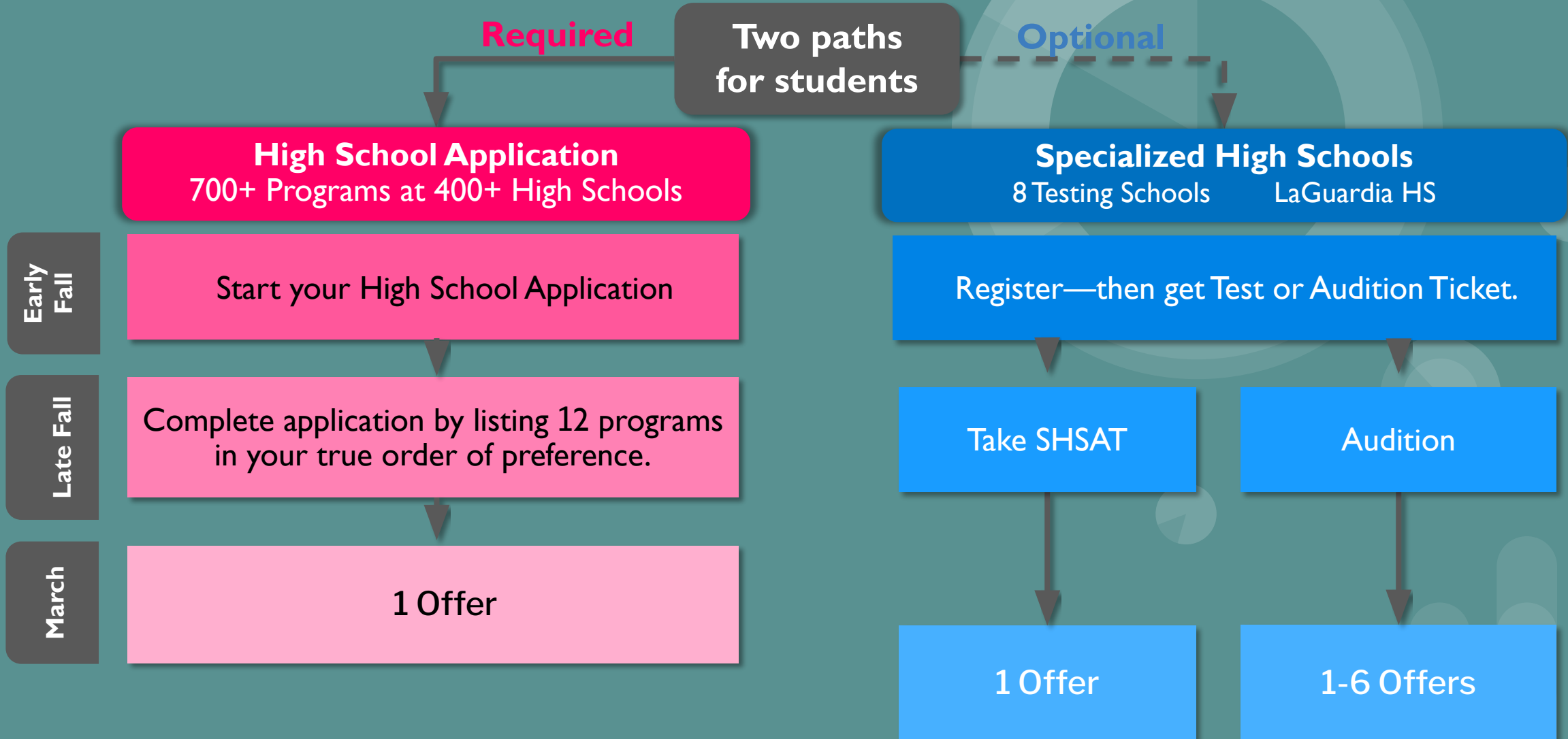
## General Education (GE) seats

- For students who receive general education instructional programming
- For students who receive special education instructional programming for **20% or less** of their academic program as indicated on their current IEP.

## Students with Disabilities (SWD) seats

- For students who receive special education instructional programming for **more than 20%** of their academic program as indicated on their current IEP.

# How do I participate in High School Admissions?



# What are the Specialized High Schools (SHS)?

There are eight testing SHS — apply by taking the Specialized High Schools Admissions Test (SHSAT).

- Bronx**
- The Bronx High School of Science
  - High School of American Studies at Lehman College

- Brooklyn**
- The Brooklyn Latin School
  - Brooklyn Technical High School

- Manhattan**
- Stuyvesant High School
  - High School for Mathematics, Science and Engineering at the City College of NY

- Queens**
- Queens High School for the Sciences at York College

- Staten Island**
- Staten Island Technical High School

There is one audition SHS — apply to dance, instrumental music, fine arts, drama, technical theater, or vocal music by auditioning or submitting a portfolio.

- Manhattan**
- Fiorello H. LaGuardia High School of Music & Art and Performing Arts (LaGuardia High School)

# Prepare for the SHSAT

- Read the Specialized High Schools Student Handbook
  - Take SHSAT practice tests
- Get to know the Specialized High Schools
- Plan your time:
  - Test is 180 minutes—no breaks.
  - Students with an extended time accommodation: test is 360 minutes—two 15-minute breaks.
- Put your school preference order when you fill out registration form online. The choices you put can be changed until registration period closes.

# Prepare for LaGuardia High School Auditions

- Practice! Auditions are different for each studio:
  - Specialized High Schools Student Handbook
  - **LaGuardiaHS.org**
- Review audition dates and times.
- English Language Learners and students with an IEP or 504 Plan: Work with your school counselor to review accommodations.
- Auditions are recorded virtually and uploaded to a virtual portfolio. This is subject to change.

# What happens after I audition for LaGuardia?

## LaGuardia staff evaluates each student who auditions

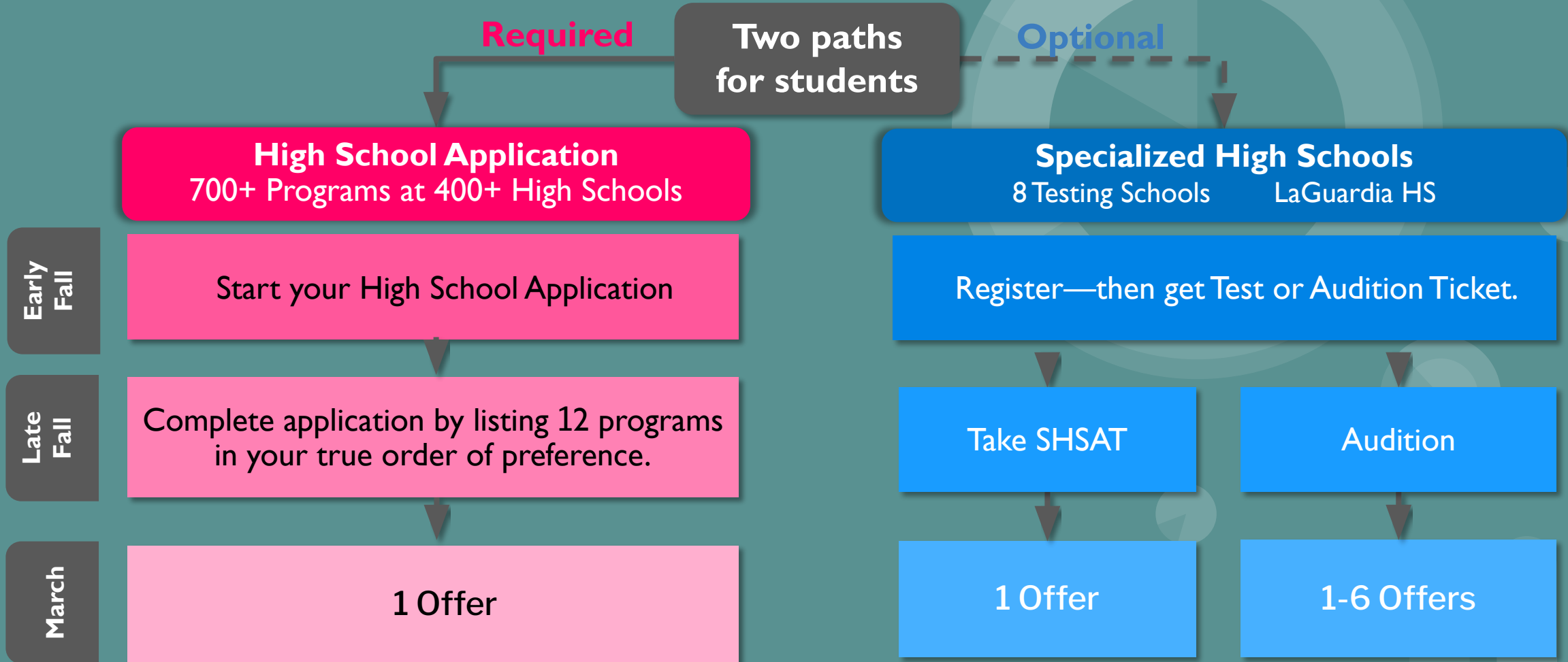
- Virtual/In person Audition (based on the studio)
- School record (course grades and state test scores)
- Written response (completed during the audition)

# What happens after I take the test?

## SHSAT answer sheets are scored.

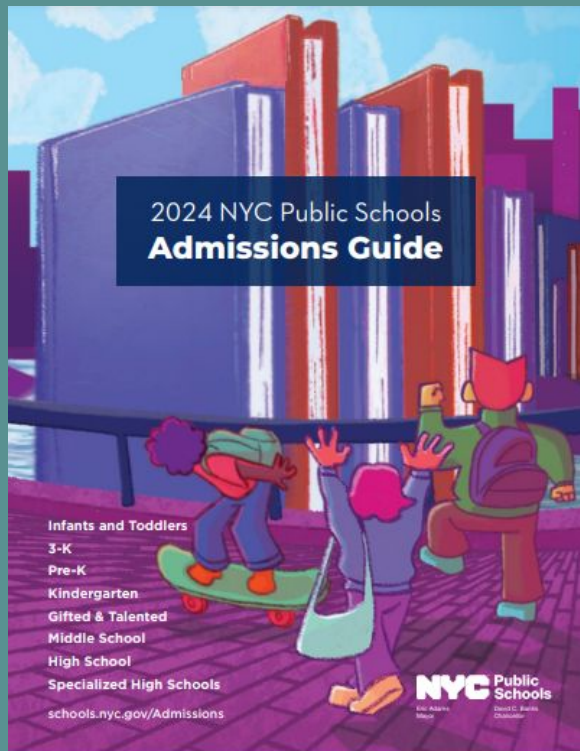
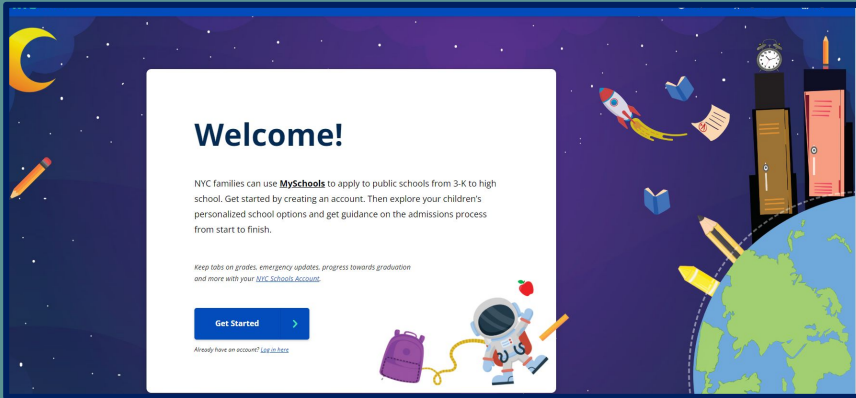
- Offers are determined by:
  - Student's SHSAT score
  - Student's preference order of schools on the answer sheet
  - Seat availability
- Testing Specialized High Schools DO NOT review students' state test scores, grades, or attendance.
- Watch the video to learn more: [schools.nyc.gov/High](https://schools.nyc.gov/High)

# How do I participate in High School Admissions?





# High School Application: Explore Schools and Programs



- Learn about more than 700 programs at over 400 schools.

- Explore programs online in **MySchools (MySchools.nyc)**.

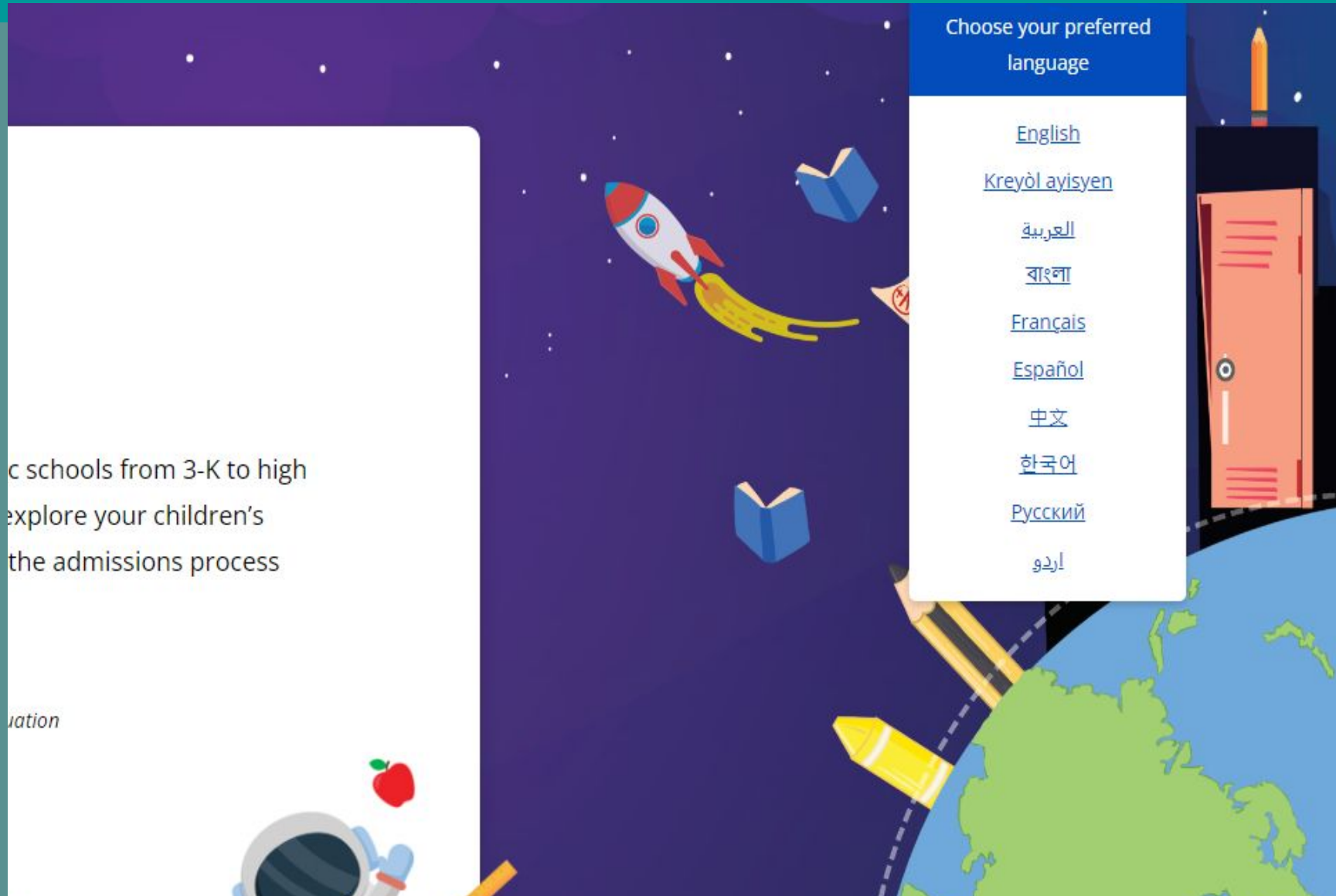
- Use the printed **2024 NYC High School Admissions Guide** for information about the application process and high school programs.

- Choose 20 – 30 programs that interest you.

- Narrow your list down to 12 program choices. Don't list the Specialized High Schools on your application.

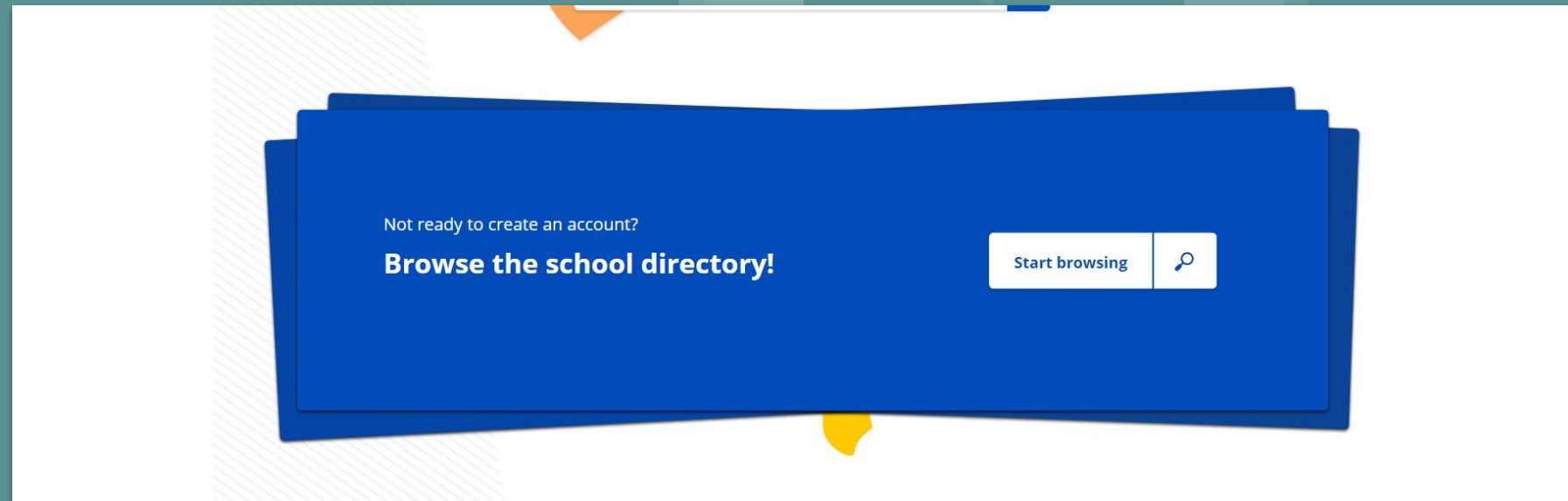
# Explore Schools and Programs in MySchools

- **MySchools** is the online high school directory and application
- Go to **myschools.nyc**
- Families can choose their preferred language.



# Explore Schools and Programs in MySchools

- To view the searchable, online directory, go to **myschools.nyc** and scroll all the way to the bottom
- Click on “Start Browsing”



# Explore Schools and Programs in MySchools

- Use the search box.
- Enter your child's address to see schools near home.

The screenshot displays the NYC MySchools website interface. At the top, the logo "NYC MYSCHOOLS" is visible. Below it, there is a search bar with a home icon and a placeholder "Your Child's Address". A secondary search bar contains the text "Search by school name, interests, etc." and a magnifying glass icon. Below the search bars are filter buttons for "Subway", "Size", "Sports", and "More Filters".

The main content area shows two school results:

- "47" The American Sign Language and English Secondary School** (dropdown arrow)
  - 📍 9 to 12
  - ★ American Sign Language Studies Program
- Abraham Lincoln High School** (dropdown arrow)
  - 📍 9 to 12
  - ★ Computer Science
  - ★ Digital Media

On the right side of the interface, a map of the New York City area is shown with several blue location pins indicating school locations. The map includes labels for various neighborhoods and boroughs such as Manhattan, Brooklyn, and Queens.

# Narrow your search

- **Subway**
- **Size**
- **Sports**
- **More Filters**

The screenshot displays the NYC MYSCHOOLS website interface. At the top, there is a blue header with the "NYC MYSCHOOLS" logo. Below the header, there is a search bar labeled "Your Child's Address" and a secondary search bar with the placeholder text "Search by school name, interests, etc.". A navigation bar contains several filter buttons: "Subway", "Size", "Sports", and "More Filters". The "More Filters" button is highlighted with a red dashed border, and a dropdown menu is open over it. This menu is titled "SCHOOL ELIGIBILITY" and contains a warning message: "Some schools have limited eligibility based on based on information we may not know about your student." Below this message are four checkboxes: "Female Students Only", "Male Students Only", "School for New Arrivals", and "Transfer School". At the bottom of the menu, there is a "BOROUGH" section, a "Reset" link, and an "Apply" button with a checkmark. To the right of the filters, a map of the New York City area is visible, showing various neighborhoods and school locations. The background of the slide is a teal gradient with a large, faint pie chart on the right side.

# Learn about Schools

Click the name of a school to read more about it.

Location

Size and Schedule

School Performance

Academics

Activities

Other features

Accessibility

[← Back to List](#)

## Franklin Delano Roosevelt High School <sup>^</sup>

1.4 Miles 9 to 12

---

[5800 20 Avenue, Brooklyn, NY, 11204](#)

---

<a href="#">fdrhs.org</a>	<b>Subway</b> F to Bay Parkway-22nd Ave; N to 20th Ave
<a href="mailto:MKatz10@schools.nyc.gov">MKatz10@schools.nyc.gov</a>	<b>Bus</b> B11, B6, B8, B9
<a href="tel:718-621-8800">718-621-8800</a>	

---

9 to 12
3061
8:50am - 3:26pm

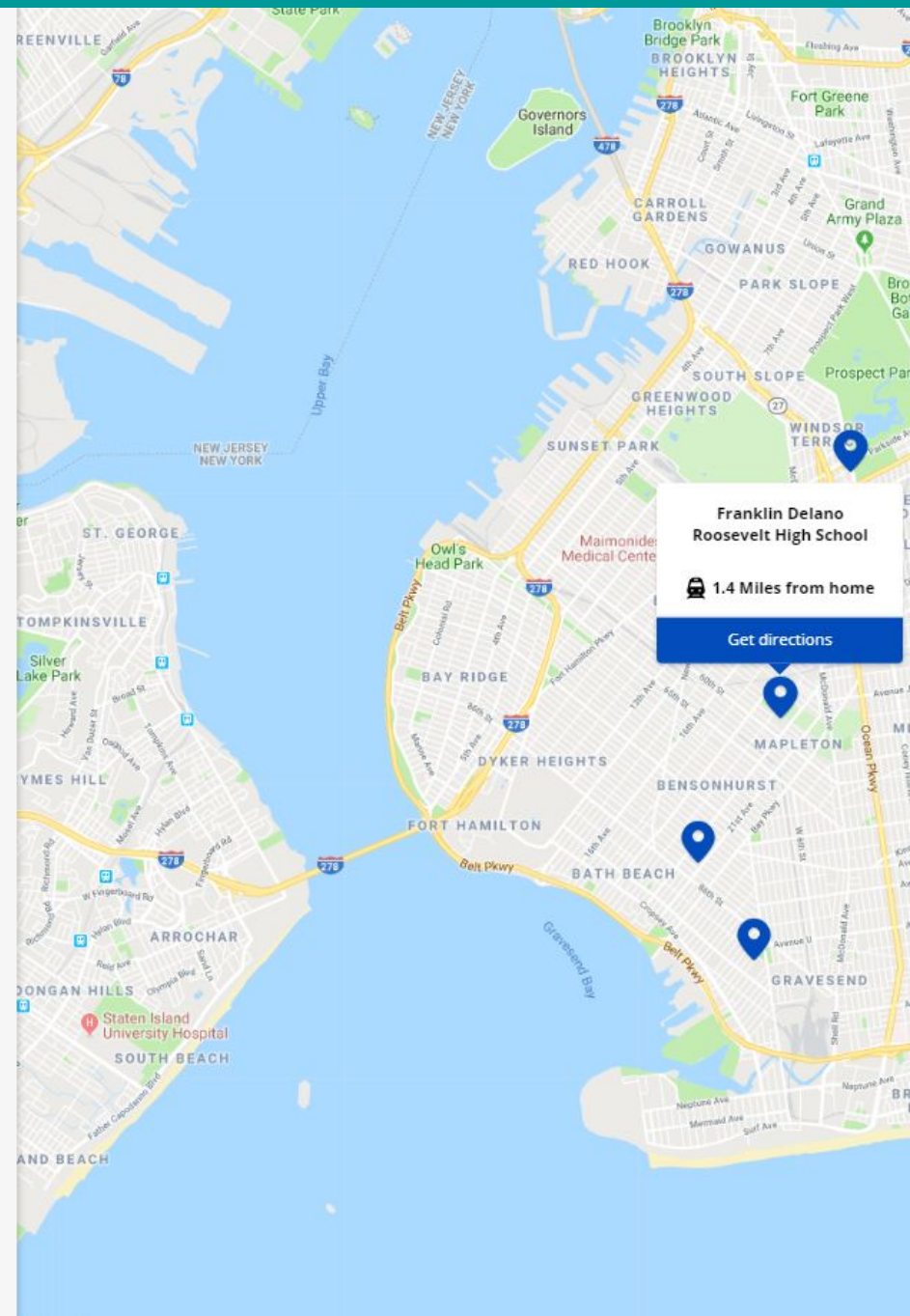
---

### Overview

Democracy cannot succeed unless those who express their choice are prepared to choose wisely. "The real safeguard of democracy, therefore, is education." -Franklin Delano Roosevelt. Our vision is to provide the best education and preparation for college and career to every student who walks into our building. We do this by supporting all learners, both academically and emotionally, while providing access to a wide variety of coursework and educational experiences. The FDR learning community celebrates the diversity within our family and works together to graduate young adults who will continue to serve the greater community. FDR High School: Brooklyn's Bridge To Your Future.

---

- [+ Performance](#)
- [+ Academics](#)
- [+ Activities](#)
- [+ Other Features](#)
- [+ Accessibility](#)



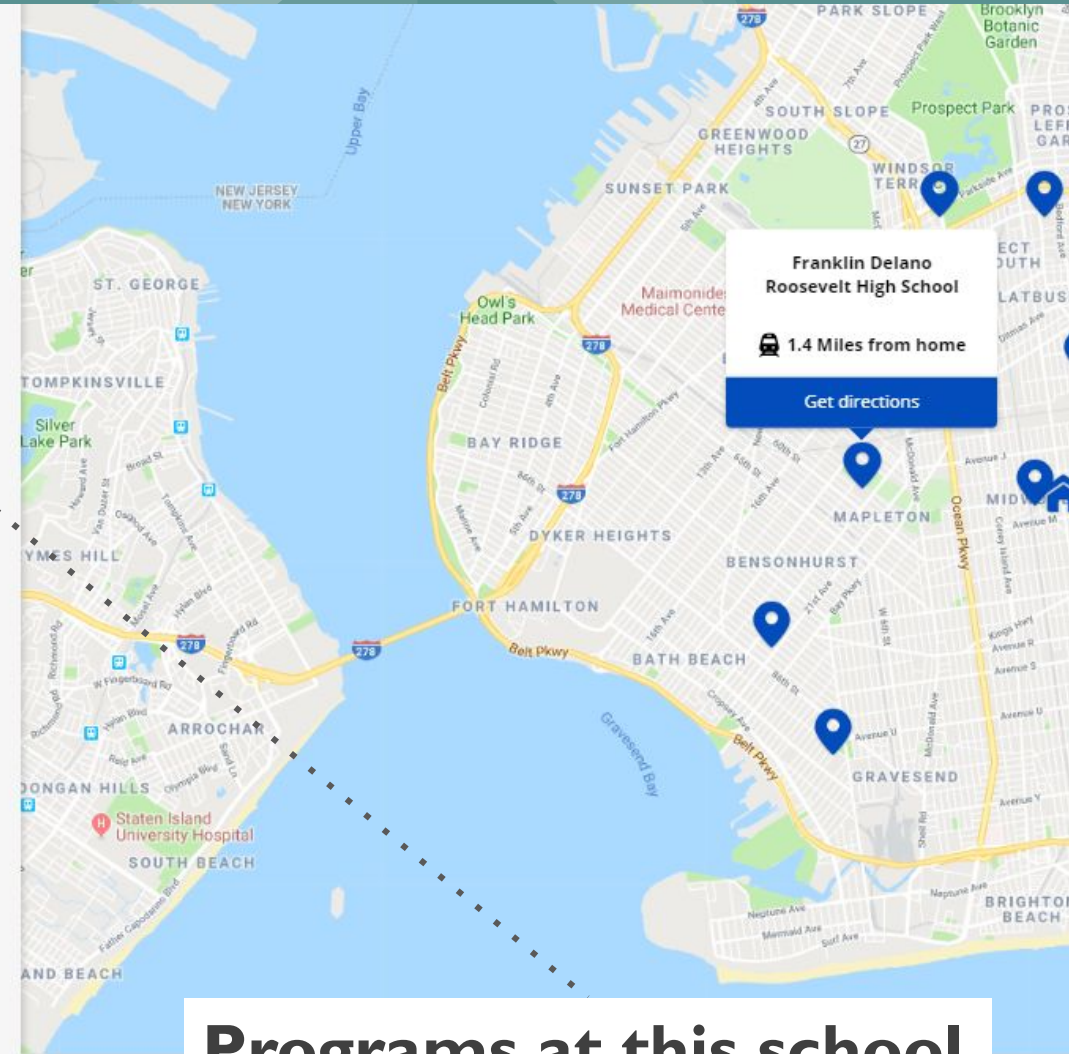
# Types of Schools to Consider

- Performing and Visual Arts
- Career and Technical Education
- Schools for newly-arrived students who are learning English
- Performance Assessment Schools
- Early College
- Schools with grades 9 – 14
- Community Schools

# Learn about Programs

- Like “doorways” to get into the school.
- List programs on the high school application.

☆	Dual Language Chinese
☆	FRANKLIN DELANO ROOSEVELT HIGH SCHOOL ACES 15:1 PROGRAM
☆	STEAM-Environmental Studies
☆	STEAM-Multimedia Design
☆	STEAM-Performing Arts
☆	STEAM -Robotics/Programming
☆	STEAM-Science Research
☆	Technical Theater
☆	Zoned



Programs at this school



# Learn More about Programs

Program name  
and description

## STEAM-Environmental Studies

Program Code: K16C

This is an interdisciplinary program for students interested in understanding the natural and urban environment and environmental ethics through hands-on and project-based learning. Students will develop analytical and process skills that will prepare them for college and a career in environmental science and emerging green industries. In addition, students will explore the real-world use of hydroponics and the importance of green living. This culminates in a Capstone Project for Seniors.



+ Eligibility Description

+ ADMISSIONS METHOD  
Ed. Opt.

+ Additional Information



# Program Factors that Affect Your Chances of Getting an Offer

**Example program:**



## ADMISSIONS METHOD Ed. Opt.

Seats are reserved by ELA category (16% Low, 68% Mid, 16% High)  
50% of offers to students ranked by school, 50% of offers are random

### PRIORITY GROUPS

1. Priority to Brooklyn students or residents (97% of offers went to this group)
2. Then to New York City residents (3% of offers went to this group)

### DEMAND LAST YEAR

#### General Education

4 Applications Per Seat  
89 Seats  
362 Applicants  
Not All Seats Filled

#### Students With Disabilities

4 Applications Per Seat  
19 Seats  
71 Applicants  
Not All Seats Filled

**Demand last year:** More applicants per seat means a lower chance of getting an offer.



# Program Factor: **Admissions Methods**

Shows what a student needs to do to be considered for admissions.

Programs that ***do not*** see an applicant's school record:

- Open
- Screened for language
- Zoned
- Test (SHSAT)

Program that ***do*** see an applicant's school record:

- Screened
- Audition
- Educational Option (Ed. Opt.)

# Programs with **Screened and Audition** Admissions Methods

School staff evaluate and rank applicants for admission.

**Selection Criteria** show the information used to evaluate applicants for admission.

The **ranges** show how a student compares to other applicants.

*Example:*

## **SELECTION CRITERIA**

As a screened program the school also considers factors:

- Course Grades: Average (90-100)
- Standardized Test Scores:  
Average (3.3-4.5)
- Portfolio of Student Work

**Audition programs:** link to see audition dates starting in September.

# Determining Eligibility

Before listing a school on your application, make sure you are eligible for the school.

Example–

Eagle Academy is all boys

Young Women's Academy is all girls

Boys and Girls High School – Only open to Brooklyn Residents

Academy for Language & Technology – Only open to ENL students

# What makes a **balanced** application?

**12 programs**

**Not just high-demand programs**

**Mix of admissions methods**

**Your child is in the first priority group for some programs**

*Only apply to programs that you **want** your child to attend*

# Program Choices on the Application

98% of students who listed 12 programs received an offer to a choice on their application.

- Listing 12 programs means you will have a better chance of getting an offer from one of your choices.

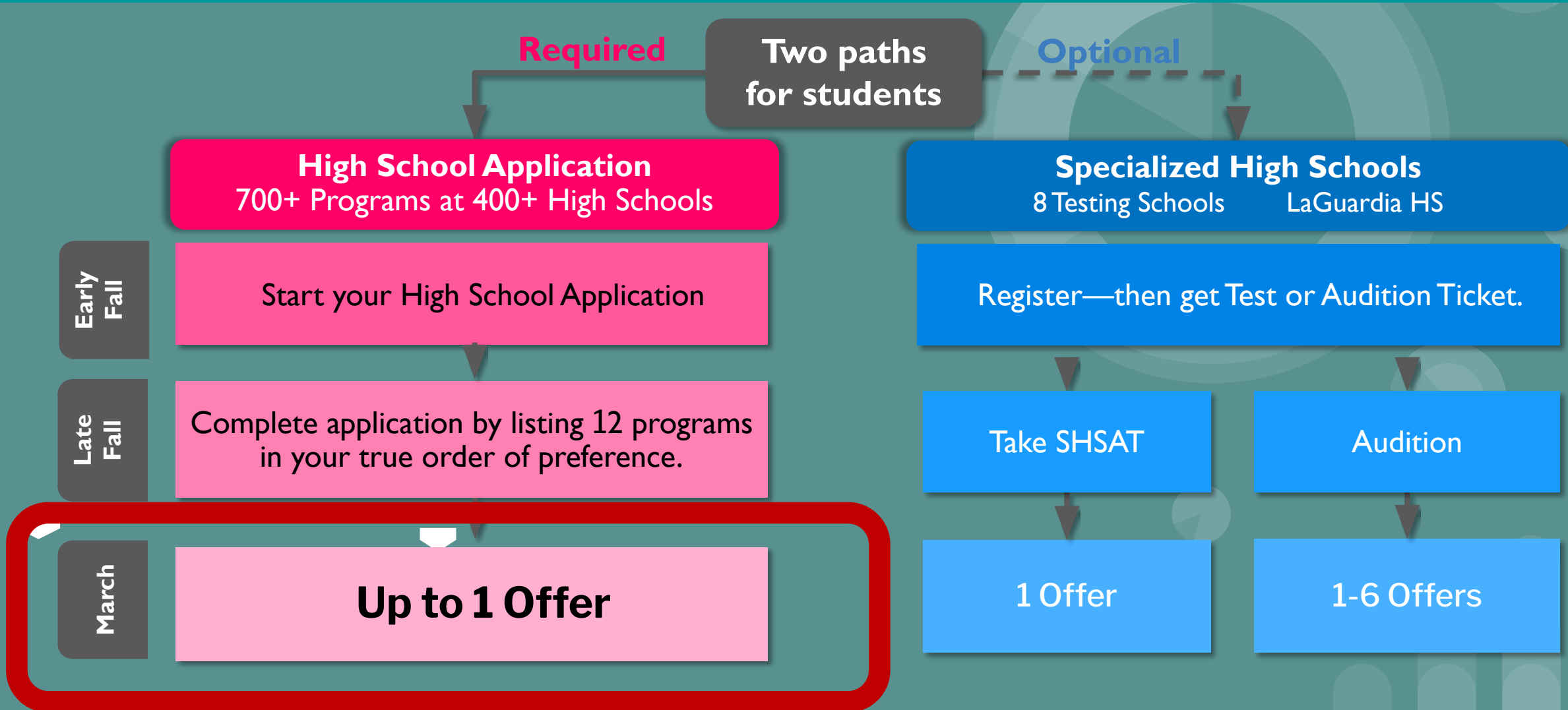
# Program Choices on the Application

List programs in your **true order of preference**, starting with your top choice.

- **High schools cannot see the order of programs on your child's application.**
- Students are considered for offers in the order of the programs on their application.
- If you don't get into your first choice, then you are considered for the next choice. It's as though the next choice is your new first choice.



# Getting an Offer



# Offer Letters in March

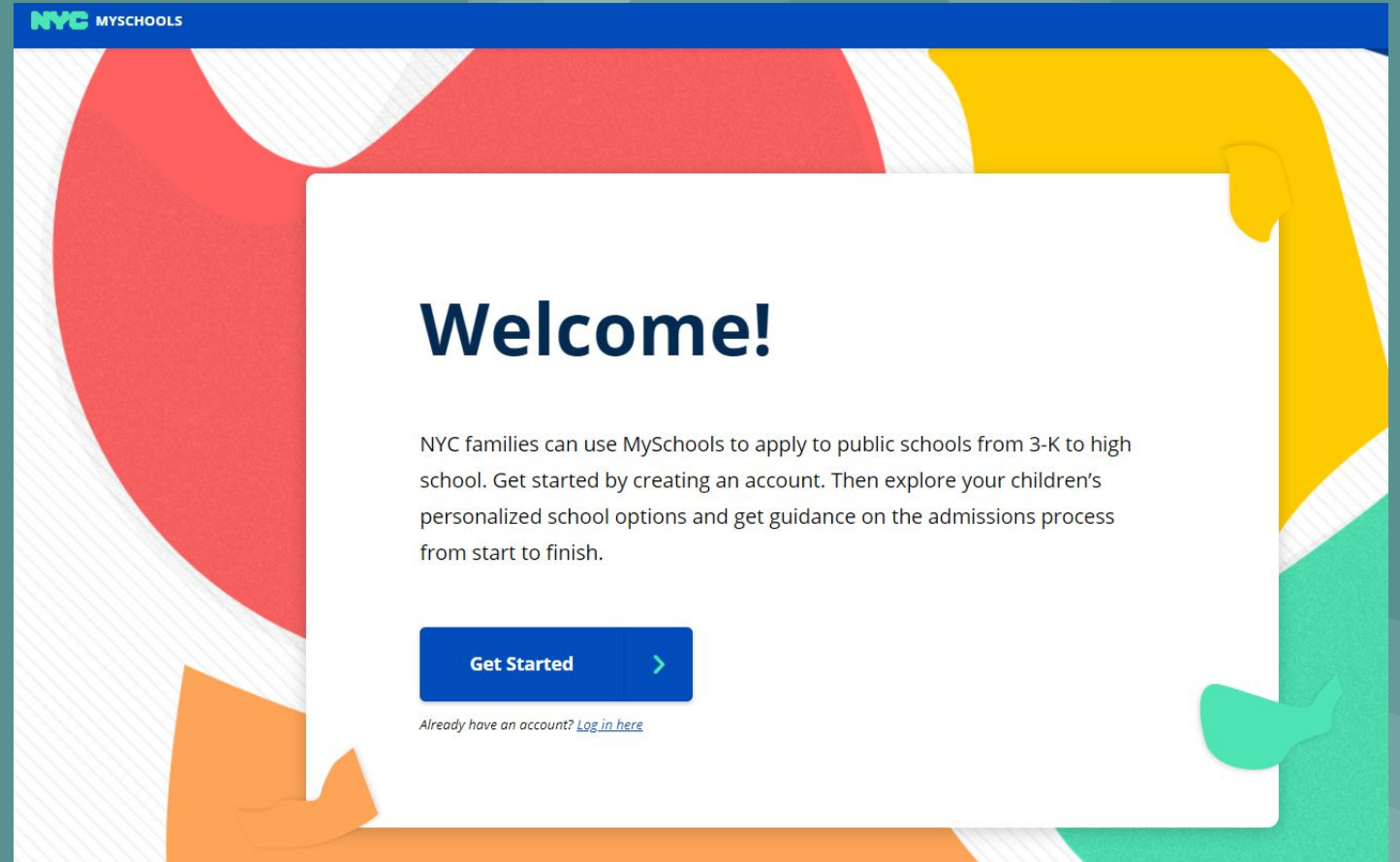
- Results from the high school application
- Results from the SHSAT and LaGuardia auditions (if applicable)
- A list of programs where your child is **waitlisted**. Your child will automatically be added to the waitlist for any program you listed higher on the application than the program where you received an offer.

# Waitlists: Spring and Summer

- Students will be placed on waitlists for all programs listed higher on their application than the offer program.
- A student's position on the waitlist is determined by each school's priority groups and within the priority groups, the student's number for that program (random number for programs that don't rank applicants, rank number for screened and audition programs).
- If and when a seat becomes available at a program with a waitlist, then it will be offered to the ***next student*** on the waitlist.
- As soon as a seat becomes available at a program with a waitlist, the high school will contact the waitlisted student getting the offer. This may be any time after offers letters go out in March, throughout the spring or summer.
- Families will be able to check their child's position on any waitlist in MySchools.

# Create an Account in MySchools

- Go to **MySchools.nyc**
- Click on **Get Started**



# Create an Account in MySchools

- **Name**
- **Email address**
- **Choose your MySchools password.**
- **Click Next**



Let's get started by setting up your MySchools account. It won't take long.

**Create your account:**

**This will be your login (or username)**

**Must be at least 8 characters.**

**Next**



Already did this? [Log in here.](#)

# Create an Account in MySchools

NYC MySchools Account Verification



Inbox ×



**myschools@myschools.nyc**

to me ▾

7:13 PM (0 minutes ago)



Thank you for registering for an NYC MySchools account. You may now log in by clicking this link or copying and pasting it into your browser: <http://www.myschools.nyc/en/account/verification/?token=wpllwphZwpRy%3A1hSrTO%3ARczmKC18qwpuHwnhpoaYdsf2C7g>

← Reply

➡ Forward

# Create an Account

- **Phone number**
- **Mailing address in NYC**
- **Preferred language**
- **Click Submit**

## Welcome, Test!

We have just a few more questions. All fields are required unless marked as optional.

1 Test Test  
sjdaunt@gmail.com

### 2 Contact Info

What is the best phone number where we can reach you?

(555) 555-5555

Secondary phone number:

(555) 555-5555 (optional)

### 3 Mailing Address

I am in temporary housing.\*

Where do you receive mail?

# Create an Account in MySchools

Add your child  
starting in  
September.

## Dashboard

To get started on applications, add your children below.

**Helpful hint:** Add all your children before submitting any applications, even if they're not applying to school this year or attend a non-public school. Many NYC schools give an admissions priority to siblings.

  
Add a child

## Your Key Dates

Once you add a child to your account, upcoming dates will appear here.



# Welcome Letters—October

- Sent to your home address in Early October.
- Private or parochial school students—visit a Family Welcome Center.
- Your **Welcome Letter** has:
  - Account creation code
  - Instructions for getting started in MySchools

# Add Your Child in MySchools

Click on  
**Add a child**

You need your  
Welcome Letter

## Dashboard

To get started on applications, add your children below.

**Helpful hint:** Add all your children before submitting any applications, even if they're not applying to school this year or attend a non-public school. Many NYC schools give an admissions priority to siblings.

  
**Add a child**

## Your Key Dates

Once you add a child to your account, upcoming dates will appear here.

# Add Your Child in MySchools

Choose grades 4 – 11

## Let's add a student to your account, Test

Does your child currently attend school in NYC? What grade are they in? Let us know below, and we'll get you on your way.

- Gifted and Talented applicants and NYC residents currently in grades 4-11
- NYC residents born in 2019 – 2014, currently in grades 1-3, or who have not attended school yet

*Students who recently moved to NYC, who need to be enrolled **right now** should visit a [Family Welcome Center](#) for information on enrollment.*

Next

# Add Your Child in MySchools

## Student ID number:

9 numbers, no dashes or spaces

**Account creation code** (from the Welcome Letter): 6 capital letters, no dashes or spaces

## Student ID and Account Creation Code

Enter your child's Student ID Number and Account Creation Code below.

If you need to add your child in 4th through 11th grade only for the purpose of adding a sibling to a younger child's application, add them [here](#).

Student ID Number

The student identification (ID) is a nine-digit number printed on your child's report card.

Account Creation Code

The Account Creation Code is a six-letter code that can be found on the MySchools invitation letter you should have received in the mail or from your child's school. If you do not know it, please contact your school to obtain it.

**Next**

[Forget your ID or Code?](#)

# Add Your Child in MySchools

If it worked, you'll see this.

If it didn't work, you must go back and type your child's ID number and account creation code correctly.

A screenshot of a confirmation message in a web application. The message is displayed in a white box with a blue header bar. The text reads "Thanks test, Michael has been added to your account!". Below the text is a blue button with the text "Go to Dashboard".

**Thanks test, Michael has been added to your account!**

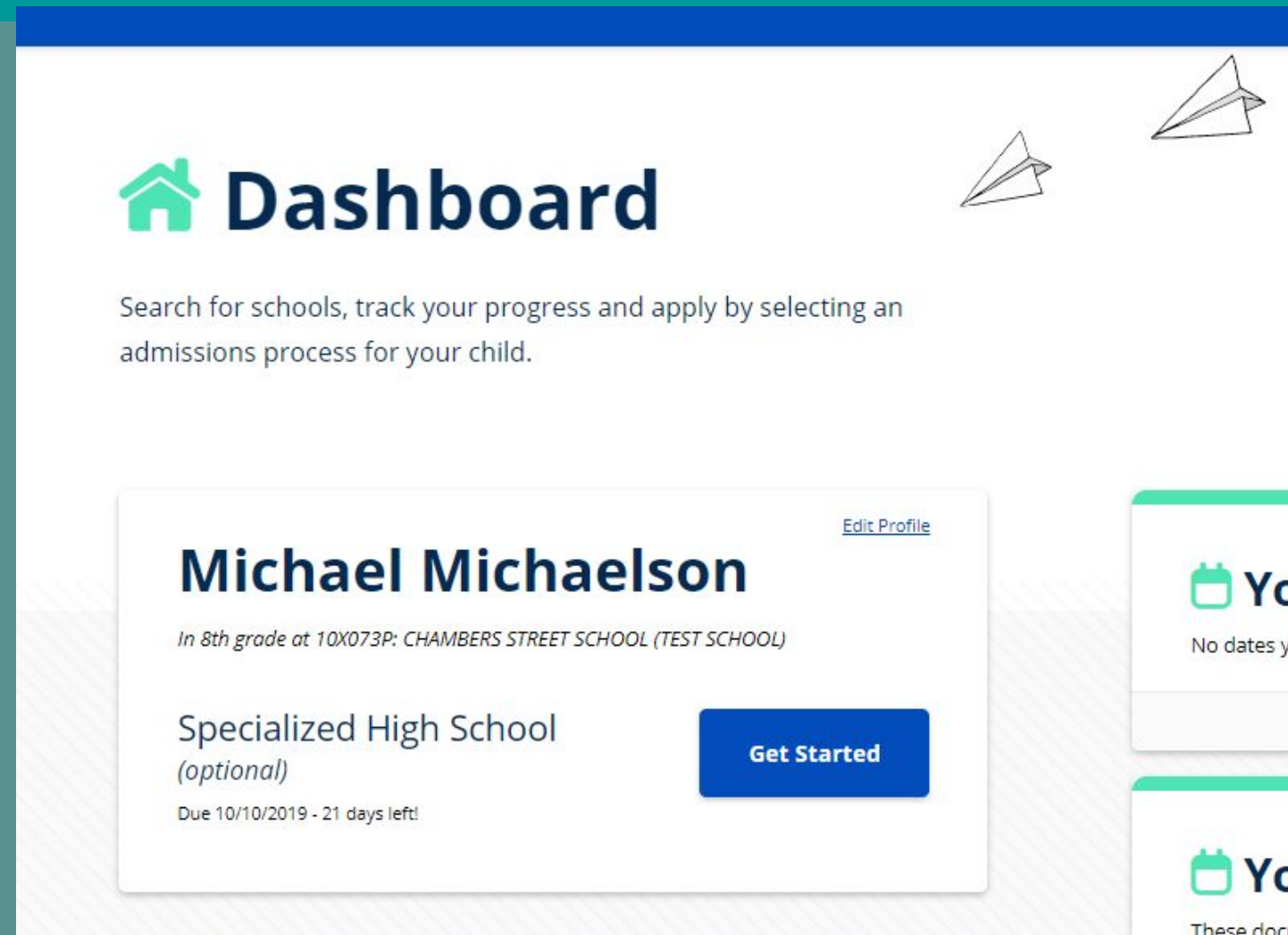
[Go to Dashboard](#)

# Add Your Child in MySchools

Your dashboard looks like this after you add your child.

To register for the Specialized High Schools testing and auditions, click on Get Started.

In early October, you can start your child's High School Application from here.



The screenshot shows the MySchools dashboard interface. At the top, there is a blue header with a white house icon and the word "Dashboard" in large, bold, dark blue text. Below this, a subtitle reads: "Search for schools, track your progress and apply by selecting an admissions process for your child." To the right of the header, there are two paper airplane icons. The main content area features a white card for a user named "Michael Michaelson". The name is in large, bold, dark blue text, with a small "Edit Profile" link to its right. Below the name, it says "In 8th grade at 10X073P: CHAMBERS STREET SCHOOL (TEST SCHOOL)". Underneath that, it lists "Specialized High School (optional)" and a blue "Get Started" button. At the bottom of the card, it indicates "Due 10/10/2019 - 21 days left!". To the right of the main card, there are two partial views of other cards, each with a calendar icon and the text "Yo" and "No dates y" or "These doc".

# Next Steps: October

## Register for Specialized High Schools testing and auditions (optional)

- Create an account in **MySchools (MySchools.nyc)** and add your child.
- Register for the SHSAT and/or LaGuardia auditions in **MySchools** starting 10/3

## Explore Schools and Programs

- Explore schools and programs in **MySchools (MySchools.nyc)**.
- Find 20 – 30 programs that interest you.
- View helpful videos on | **schools.nyc.gov/High**

## Look for Possible Virtual Open House Events

- High School Events Calendar | **schools.nyc.gov/High**

# Next Steps: Early October & November

## Start Your Child's Application

- Create an account in **MySchools (MySchools.nyc)** and add your child.
- Search for programs, save them to your favorites in MySchools
- Start your application in MySchools beginning 10/3

## Attend Virtual Open House Events

- High School Events Calendar | [schools.nyc.gov/High](https://schools.nyc.gov/High)



# Next Steps: November and December

- Take the SHSAT and/or audition for LaGuardia High School (optional)
- The SHSAT will be offered in school on 11/8
- Complete Virtual auditions/portfolios or program-specific assessments for any programs your child will be applying to.
- Submit your child's high school application in **MySchools (MySchools.nyc)** by **Dec. 1st**

# Resources

High School events calendar, videos, and more | [schools.nyc.gov/High](https://schools.nyc.gov/High)

MySchools directory and application | [MySchools.nyc](https://MySchools.nyc)

High School Admissions Email List | [schools.nyc.gov/Connect](https://schools.nyc.gov/Connect)

Call the Office of Student Enrollment | **718-935-2009**

Contact Mrs. Dante by email at [ndante@schools.nyc.gov](mailto:ndante@schools.nyc.gov)

# Questions

Please email me directly at

[Ndante@schools.nyc.gov](mailto:Ndante@schools.nyc.gov)